

Team Building in the Time of Digital Literacy

Tiara Smith

Let's take a poll!



When I think of
Digital Literacy, I
think of...

[Word Cloud](#)

[Share](#)



Why are team building activities important?

They...

- create a dynamic classroom environment
- increase self-confidence
- exercise critical thinking skills
- initiate bonding among classmates

How do we do this **virtually** while
incorporating important **digital**
literacy skills?

3 Approaches:

Build something together

Coach one another

Show and tell

Build something together

The background is a dark blue gradient. On the right side, there is a decorative graphic consisting of numerous thin, white, curved lines that originate from a single point and fan out, creating a sense of motion and depth. The lines are more densely packed in some areas, creating a soft, glowing effect.

“ Coming together is a beginning,
keeping together is progress,
working together is success.”

Henry Ford

Founder of Ford Motor Company

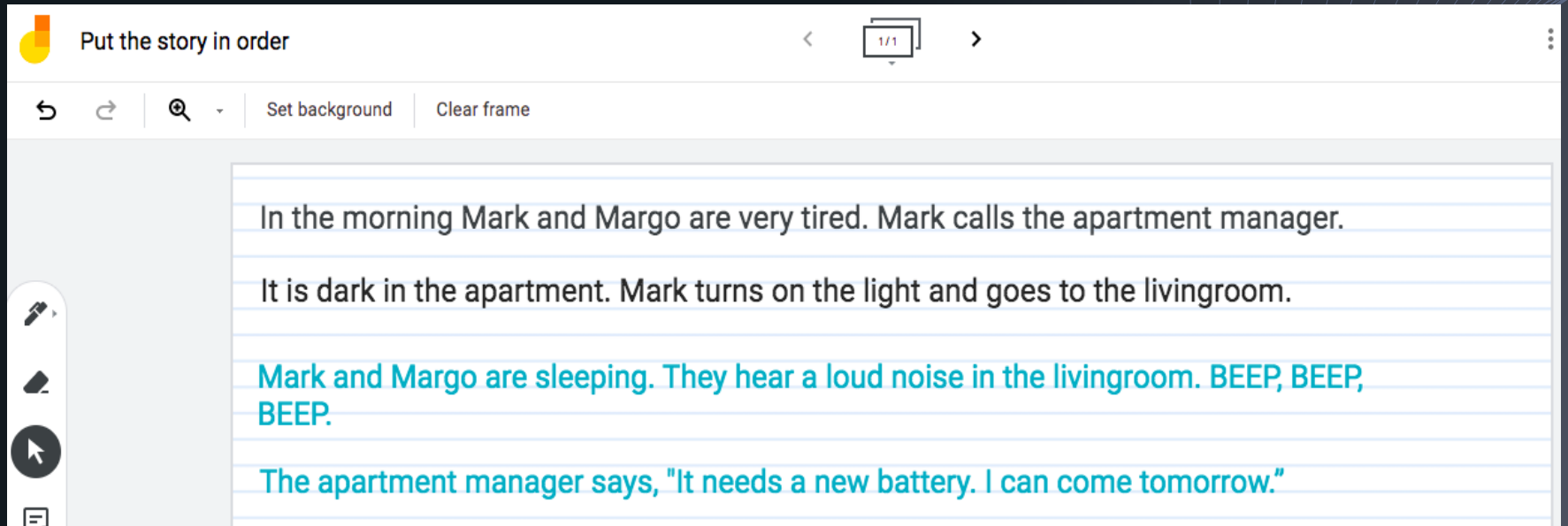
The virtual jigsaw puzzle

Jigsaw Puzzle



Google Jamboard

Google Jamboard



The screenshot shows a Google Jamboard interface with a white header and a light gray background. The title "Put the story in order" is in the top left. Navigation icons (back, forward, search, and a menu) are in the top right. A toolbar below the header contains a back arrow, a forward arrow, a magnifying glass, and two buttons: "Set background" and "Clear frame". The main workspace is a large white area with horizontal blue lines. On the left side, there is a vertical toolbar with icons for drawing, erasing, and pointing. The text on the board is as follows:

In the morning Mark and Margo are very tired. Mark calls the apartment manager.

It is dark in the apartment. Mark turns on the light and goes to the livingroom.

Mark and Margo are sleeping. They hear a loud noise in the livingroom. BEEP, BEEP, BEEP.

The apartment manager says, "It needs a new battery. I can come tomorrow."

Coach one another

The background is a dark blue gradient. On the right side, there is a series of thin, white, curved lines that sweep upwards and outwards, creating a sense of motion and depth. The lines are most concentrated on the right and become sparser towards the left.

“ The improvement of understanding is for two ends: first, our own increase of knowledge; secondly, to enable us to deliver that knowledge to others.”

John Locke

English Philosopher

Just a minute

Roles:

- Speaker
- Time Keeper
- Listener for **hesitation**
- Listener for **repetition**
- Listener for **deviation**




Show and tell


The background is a dark blue gradient. On the right side, there is a series of thin, white, curved lines that sweep from the bottom towards the top, creating a sense of motion and depth. The lines are more densely packed on the right and become sparser towards the left.

“ Knowledge shared is knowledge squared.”

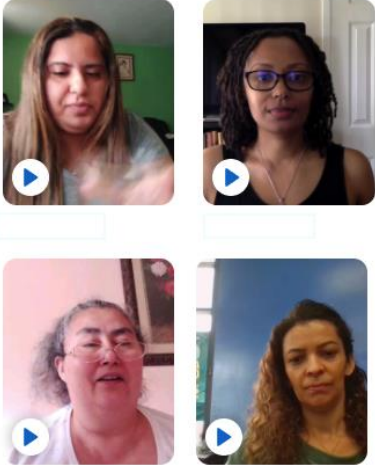
Anonymous



Share with Flipgrid

 Flipgrid Tiara Smith ▾



Up next



 3 Comments  27 views

Final thought:

Remote teams can outperform **in-**
person teams with the following
elements in place:



- Task-related communications
- Social-emotional consideration
- Everyone is valued

(Siebdrat et al., 2009)

Questions

?



Thanks!

Any questions?

You can contact me at:

tiara.smith@montgomerycollege.edu

References

Siebrat, F., Hoegl, M., & Holger, E . (2009) "How to Manage Virtual Teams" *MIT Sloan Management Review*, vol. 50, no. 4, 63-68.

<https://sloanreview.mit.edu/wp-content/uploads/2009/06/8412f42034.pdf>

Images

🔗 <https://unsplash.com/photos/vdXMSiX-n6M>

🔗 <https://www.vectorstock.com/royalty-free-vector/laptop-with-icons-school-online-e-learning-concept-vector-4615280>

🔗 <https://unsplash.com/photos/fRGoTJFQAHM>

🔗 <https://unsplash.com/photos/ufK-deiLqY8>

🔗 <https://unsplash.com/photos/VkJ9Zm4MQaU>