

PHONE ONLY

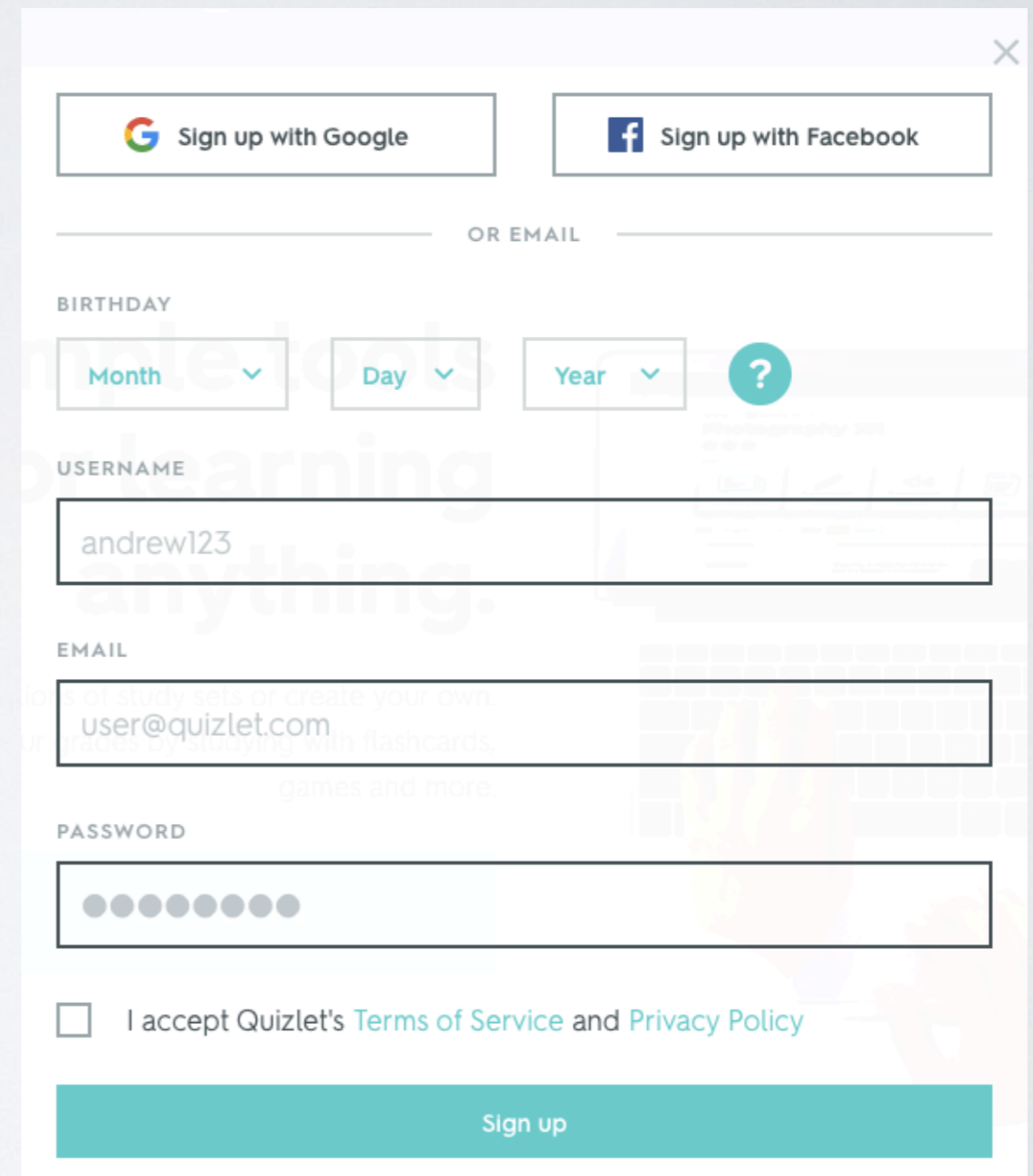
Use Quizlet Live for games with no smart station

WHEN IS QUIZLET BETTER THAN OTHER INTERACTIVE GAMES?

- When your students have phones, but you don't have a projector.
- When you want the students to spend a little longer reviewing difficult vocabulary.
- When you don't have time to add cool graphics.
- When you want students to practice teamwork.

HOW TO START

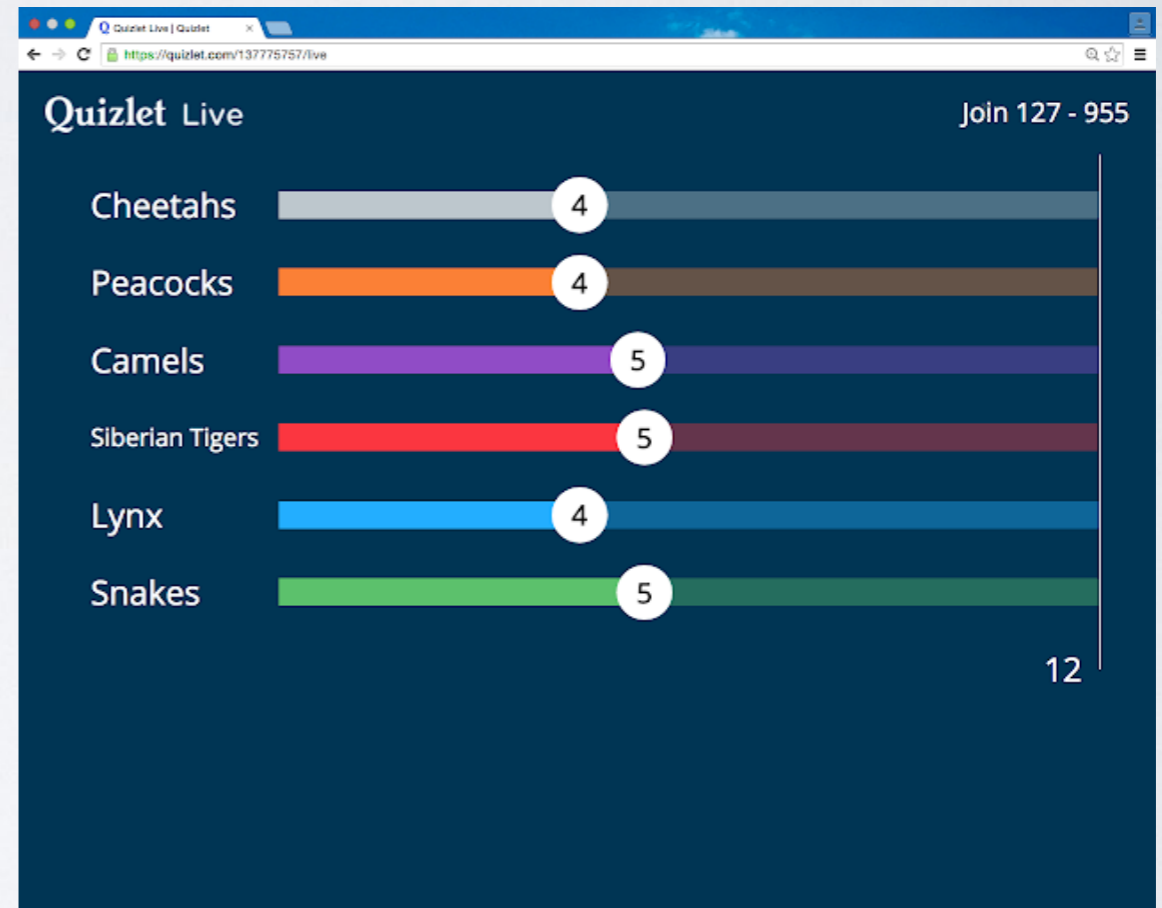
- Sign up.
- Get a free teacher account: <https://quizlet.com/help/2444126/how-teachers-can-use-quizlet>
- Open a study set. For example: <https://quizlet.com/262206105/job-abbreviations-flash-cards>
- **Note** that while you don't need a projector, you will still need a tablet or laptop to run the game. If you choose this option, the students will not be able to monitor their points in comparison to other students. In my experience, don't seem to miss this feature much.



A screenshot of the Quizlet sign-up form. At the top, there are two buttons: "Sign up with Google" and "Sign up with Facebook". Below these is a horizontal line with "OR EMAIL" in the center. The form then asks for "BIRTHDAY" with three dropdown menus for "Month", "Day", and "Year", followed by a question mark icon. Below that is the "USERNAME" field with the text "andrew123". The "EMAIL" field contains "user@quizlet.com". The "PASSWORD" field is shown with seven dots. At the bottom, there is a checkbox labeled "I accept Quizlet's Terms of Service and Privacy Policy" and a teal "Sign up" button.

YOU STILL NEED A TABLET OR LAPTOP WITH WIFI.

- **Note** that while you don't need a projector, you will still need a tablet or laptop to run the game. If you choose this option, the students will not be able to monitor their points in comparison to other students. In my experience, don't seem to miss this feature much.



WHAT STUDY SETS WORK WELL.

- Choose or create a study set with a unique definition (right column) for every term. Beware synonyms or categories.
- Choose simple (or no) graphics.
- The relationship between the term and the definition is consistent.
- Either the term Or the definition is short (one or two words)

?	Term	Definition	Star	Speaker	Pencil
?	PT	part-time	☆	🔊	✎
?	FT	full-time	☆	🔊	✎
?	exp.	experience	☆	🔊	✎
?	hr.	hour	☆	🔊	✎
?	nec.	necessary	☆	🔊	✎
?	\$18/hr.	eighteen dollars an hour	☆	🔊	✎
?	exp. nec.	experience necessary	☆	🔊	✎
?	exp. req.	experience required	☆	🔊	✎
?	No exp. nec.	No experience necessary	☆	🔊	✎

EXAMPLES

- https://quizlet.com/_4d7htj
- https://quizlet.com/_4b8k31
- https://quizlet.com/_3sqnh0
- https://quizlet.com/_3mjvyc

CLASS INSTRUCTIONS

- A

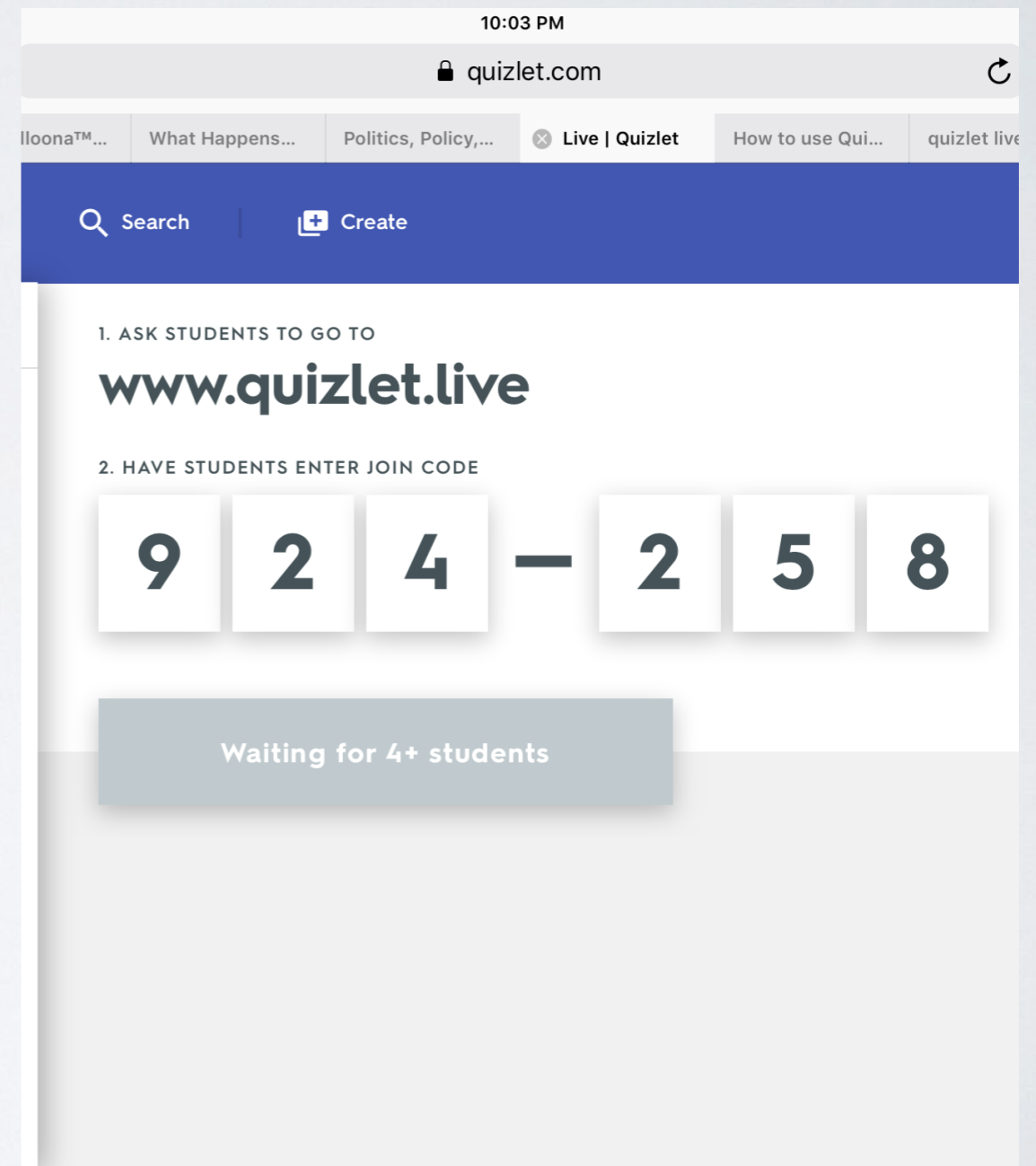
SET UP

- Choose to highlight the term or definition. This will depend on how the set was created.

The screenshot shows the Quizlet interface for setting up a game. At the top, the browser address bar shows 'quizlet.com' and the time is 10:02 PM. The page title is 'Choose how to play'. Below the title, there is a prompt: 'Select which combination of prompts and answers you'd like your students to see.' Two options are presented in boxes. The first option, 'DEFINITION AND TERM', is highlighted with a yellow border and contains the text 'My co-worker is very _____.' and 'He always...' followed by a list of four options: 'a) cooperative', 'b) dependable', 'c) efficient', and 'd) hardworking'. The second option, 'TERM AND DEFINITION', is marked with a blue star and contains the text 'cooperative' followed by a list of four options: 'a) My co-worker is very _____...', 'b) My co-worker is _____ . She ...', 'c) My co-worker is _____ . He ...', and 'd) My co-worker is _____ . W...'. At the bottom of the screen, there is a teal button labeled 'Create game' and a link labeled 'Learn more'.

CLASS INSTRUCTIONS

- Remind students to use a browser - eg firefox, safari, chrome, or “internet”. They **must not use** the google search app. This is an opportunity to give a simple explanation about the difference between search terms and url addresses.
- Remind students to type the entire url. (write it on the board).
- Write the join code on the board.
- Remind students to keep their phones awake while other students are joining. If they drop out of the game, they can rejoin by entering the code again.
- Help students who need help with subsequent steps (pressing “join” and writing their nicknames)



FINAL THOUGHTS

- You can give students a link to practice vocabulary on their own. They won't need to sign in or create an account.
- Helpful practice tools include the **spell tool**, the **learn tool**, the **match tool**, and the classic **flash card tool**.
- There is an app. It is not necessary for the students to download it. In fact, I would only encourage students who are motivated to practice vocabulary on their own to download it. It facilitates independent study when the student has no access to WiFi.