

<Sharing Session>

How to Support Students with Low Digital Literacy in a Remote Learning Environment

Moderator: Ahri Lee
Assistant: Alex Galen



Q1. Which level do you teach?

Levels

Advanced

12.5%

Intermediate II

12.5%

Intermediate I

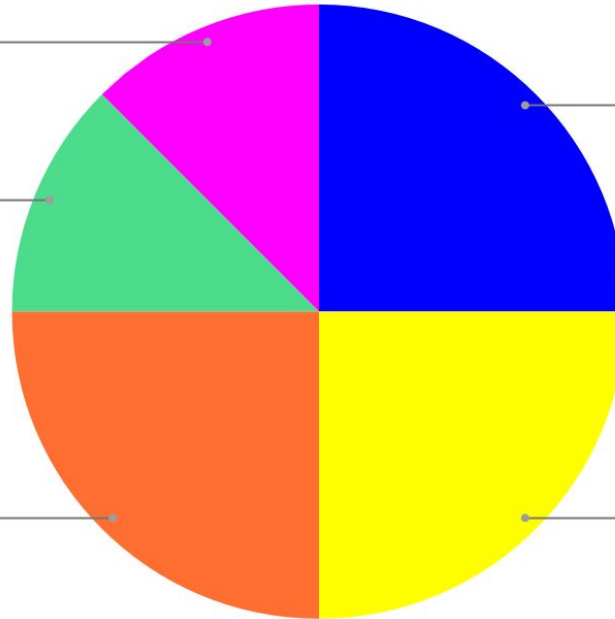
25.0%

Beginning I / ABE 1

25.0%

Beginning II / ABE 2

25.0%



Q2. What are the challenges students with low digital literacy face in class?

Some students have lower digital literacy compared to peers in class. Share your experience in breakout rooms.

Group 1 (Room 1):

Group 2 (Room 2):

Group 3 (Room 3):

<https://docs.google.com/presentation/d/1g9Mw9oCP5zdjwWGTHoks41c01edbn6OHDHhx6eYS1y8/edit?usp=sharing>

Group 1. Share your experience. What are the challenges students with low digital literacy face in class?

Digital Literacy

Technology

Forms

Group 2. Share your experience. What are the challenges students with low digital literacy face in class?

Internet connection

Room setting interruption (music, noise, children, surrounding noise)

Type of device

Group 3. Share your experience. What are the challenges students with low digital literacy face in class?

-mute/ unmute

-phone only/ don't know how to use I phone

-call or text during Zoom

-can't use Chat

Q3. How can we support them?

<https://docs.google.com/presentation/d/1g9Mw9oCP5zdjwWGTHoks41c01edbn6OHDHx6eYS1y8/edit?usp=sharing>

Group 1. Share ideas how we can support students with low digital literacy.

Demonstration/Modeling

Translation tools (students' L1)

PPTs

Annotating on students' screens/remote access

[Digitalliteracyassessment.org](https://digitalliteracyassessment.org)

Going over terms/teaching these skills

Group 2. Share ideas how we can support students with low digital literacy.

Model and narrate doing digital skills (copy and paste, etc)

One-on-one practice, demo

Explicit instructions how to do specific digital tasks, step by step and broken down

Create classroom environment of belonging, motivation, consideration, care, solidarity

Encouraging and instructing students to help each other (students sometimes are better at explaining certain technical things than the teacher!)

Idea of having a program within AELG in which students are **paid** as “digital coaches” to assist low-digital-literacy students according to the device they can help with (tablet, macbook, desktop, iphone, android, etc)

Can even work on student(s) one-on-one in breakout room

Learn together! We are all (even the teacher) working on increasing our digital literacy

Whatever it takes!!!

Group 3. Share ideas how we can support students with low digital literacy.

1. We ask if they know how to use the chat.
2. Explain how by sharing screen,
3. Asking everyone to type in chat.
4. Screen capture/shot the Zoom window and teach each item. Use arrows

Q4. What are the challenges students with only a phone (no laptop or tablet) experience? How can we support/engage them?

-Students help each other.

-Google voice, What's app, Telegram


Following are challenges some students in my Beginning II class experience and how I support them.

Challenge: Students can't mute/unmute themselves..

<You can request permission to **unmute** participants>

When you scheduling a meeting, check the box, request permission to unmute participants.

Meeting Options

- Allow participants to join anytime
- Mute participants upon entry 
- Breakout Room pre-assign
- Request permission to unmute participants
- Automatically record meeting
- Approve or block entry for users from specific countries/regions



Request permission to **unmute** participants (continued)

If you don't see the box when scheduling a meeting, you may need to change general settings.

General Settings




In Meeting (Advanced)

Email Notification

Other

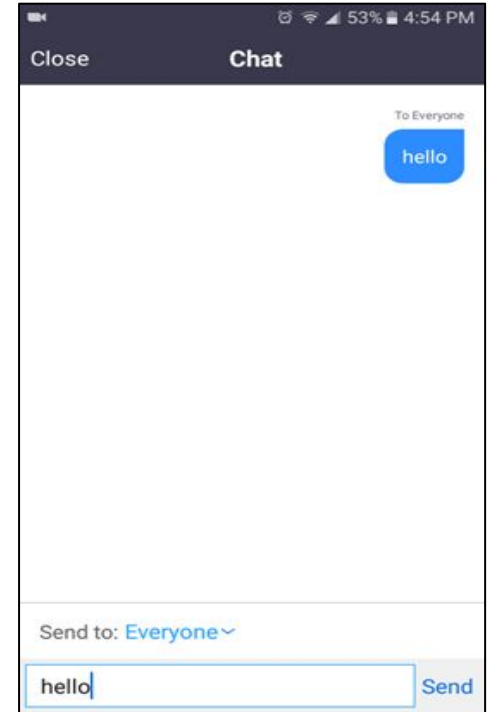
Request permission to unmute

Select this option in the scheduler to request permission to unmute meeting participants and webinar panelists. Permissions, once given, will apply in all meetings scheduled by the same person. 



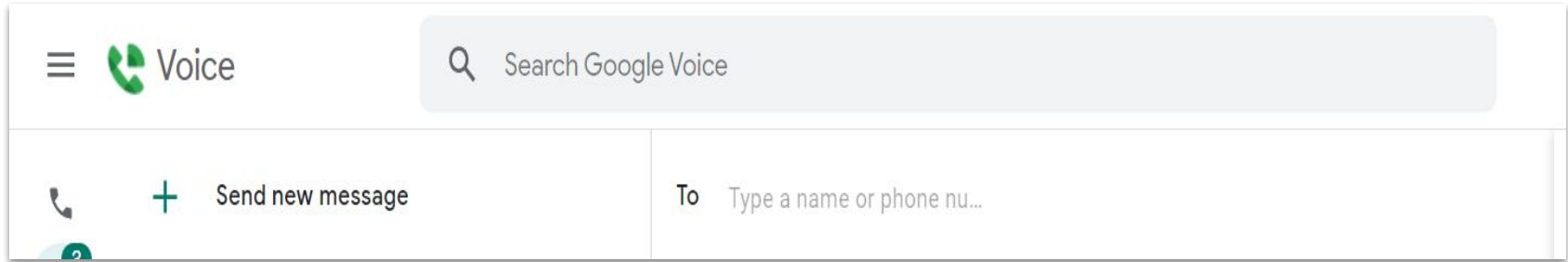
Challenge: Students can't use the annotate function/
Padlet/ Google Slides.. etc.

<They can type it in Chat, and someone
else can copy/paste it for them>



Challenge: Students can't click the link: registration form, technology survey, unit tests..etc.

< I use Google Voice to text the links.>



Thank you. Questions?

Feel free to download or make a copy of this Google Slide.

File - Download - PDF documents

File - Make a copy - Entire presentation

Resources from Participants

How to Create Google Slides by Cathy Petersen

<https://docs.google.com/presentation/d/1waJhnFIYDc6-kEXFOuPqAqOdGgziGPPVfaeyyFE1swM/edit?usp=sharing>

WELCOME ESOL INT1 TU/TH by Nahir Aparicio

<https://docs.google.com/presentation/d/1v3GtkOlcLesnPCOTwtN7aUeZ1uQRZHwrZwG036bT83k/edit?usp=sharing>